

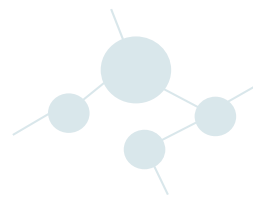
ChloraSolv[®]

GENTLE METHOD FOR
EASY WOUND DEBRIDEMENT



RLS GLOBAL

Gentle Methods



Effective Wound Debridement is Essential in Promoting the Natural Wound Healing Process

Benefits

A New Unique Gentle Method for Easy Wound Debridement

- **ChloroSolv** - A **new unique method** in the treatment of chronic infected diabetic foot ulcers
- **ChloroSolv** - **Facilitates the gentle removal**¹ of devitalized tissue while preserving healthy tissue
- **ChloroSolv** - A debridement method with **antimicrobial properties**²
- **ChloroSolv** - **Easy to use**¹ in primary care and in patients' homes by healthcare professionals
- **ChloroSolv** - Requires a **short application time**¹ to enable an efficient cleaning procedure

When

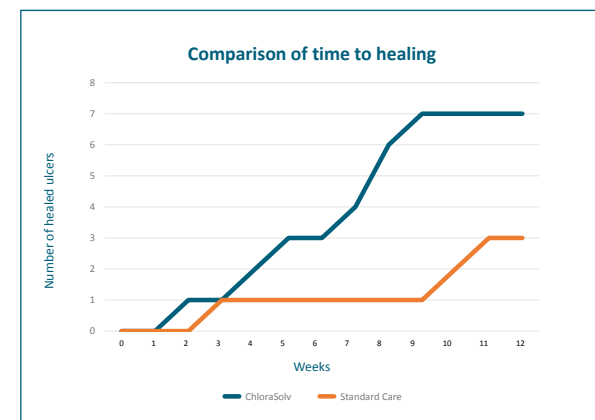
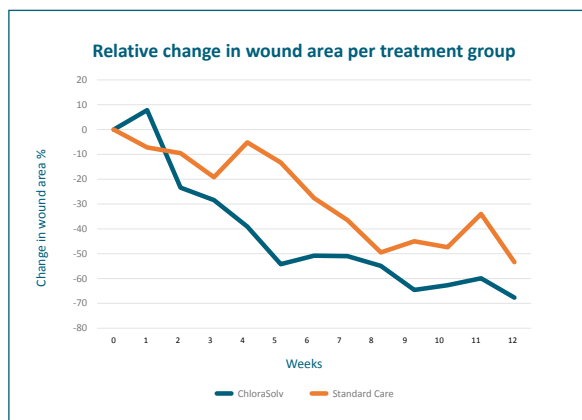
For Infected Chronic Diabetic Foot Ulcers

ChloroSolv has been evaluated on infected chronic diabetic foot ulcers in an open randomized controlled study where safety and tolerability were assessed as well as a beneficial outcome on wound size reduction and wound closure.

ChloroSolv treatment seems to be efficacious, particularly in the early phase of the care of infected diabetic foot ulcers.

There was an early onset of wound size reduction as well as wound healing within the first 7 weeks compared to standard treatment i.e. sharp debridement.

7 patients had completely closed wounds after 12 weeks compared to 3 in the standard treatment group.

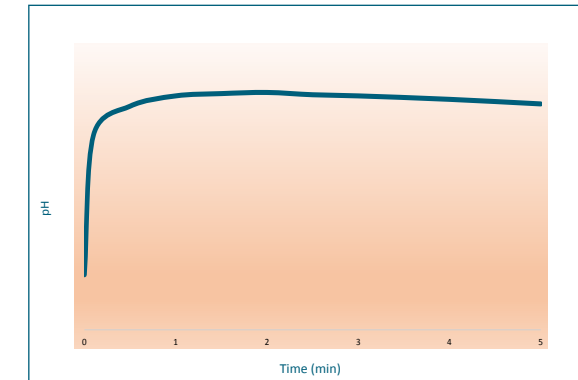


What

Chemo-Mechanical Debridement with Antimicrobial Properties

ChloroSolv is based on a unique hypochlorite technology platform consisting of a two component system, a gel containing amino acids and a solution containing sodium hypochlorite. The components are mixed in situ forming a gel that is applied directly on the wound. The system is designed to provide both an alkaline and an oxidative environment time during the debridement while being non-irritant.

pH effect of ChloroSolv



The two components are mixed upon application onto the wound bed, generating a steep increase in pH that helps loosen up devitalized tissue³.

In vitro Antimicrobial effect of ChloroSolv

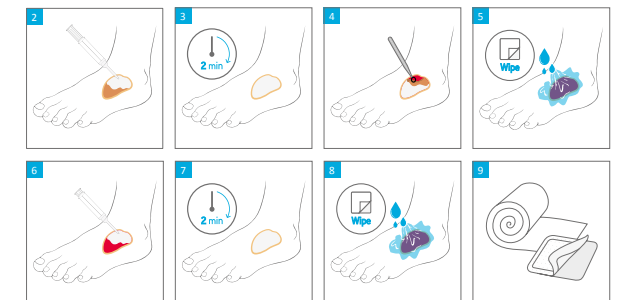
Strain	Log10 reduction
Escherichia coli	5
Enterococcus hirae	5
Pseudomonas aeruginosa	≥5
Staphylococcus aureus	5
Candida albicans	≥5
Aspergillus brasiliensis	4

All of the tested microorganisms fulfil the acceptance criteria stated in Ph Eur 5.1.11 of a log10 reduction of at least 4 for mold and yeasts and at least 5 for bacteria².

How

Easy to Use in Primary Care Settings and in Patients' Home by Healthcare Professionals

- ChloroSolv consists of two solutions provided in a double syringe. The solutions are mixed to form a gel at the time of use
- The gel is applied on the wound bed and allowed to act for 2 minutes to soften the devitalized tissue
- The devitalized tissue is then gently removed from the wound
- The procedure is finished with a second application of the gel to completely clean the wound bed
- A bandage /dressing is applied depending on the state of the wound



ChloraSolv®

GENTLE METHOD FOR EASY WOUND DEBRIDEMENT

ChloraSolv is a wound bed preparation gel intended for cleansing and debridement of the wound.

INDICATIONS FOR USE

ChloraSolv is intended for use in adult patients with infected chronic diabetic foot ulcers in need of debridement.

ChloraSolv is intended for single patient, single use.

INGREDIENTS

- Gel: opaque viscous solution consisting of water, carboxymethyl cellulose, sodium chloride, titanium dioxide and amino acids (glutamic acid, leucine, lysine) with an alkaline pH.
- Sodium hypochlorite 0.9 %: clear water-based liquid with alkaline pH. The two components are mixed in equal parts at application/in-situ, generating a gel containing 0.45% sodium hypochlorite.

Keep the product refrigerated (2-8°C) in its original packaging.

PACKAGING

Article Number	Description	Packaging Unit Box	Packaging Transport Box
10703	Wound Debridement Gel	5 x 3 ml	10 x 3 ml

Sign up to receive the latest news & updates from RLS Global AB



References

1. Bergqvist K, Almhojd U, Herrmann I, Eliasson B. The role of chloramines in treatment of diabetic foot ulcers: an exploratory multicentre randomised controlled trial. *Clin Diabetes Endocrinol.* 2016;2:6
2. Data on file
3. Data on file

